

A robust door entry monitor

A new and innovative range of door entry monitors: robust, extremely easy to install, and even easier to configure thanks to NFC technology. Available in 2 versions: hands-free and handset. People: designed just for you.

COMELIT
WITH • YOU • ALWAYS



PEOPLE



The **People** door entry monitors embody the essence of our **corporate vision**: attention, innovation, accessibility and style. We have taken **our customers' feedback** to heart, carefully listening to **market needs** and demands, and have worked relentlessly to develop a product that **exceeds** expectations. The result is a product range that meets the needs of anybody seeking a cutting-edge, **high-performing solution**. We are also committed to **protecting the environment**: with our packaging made of 100% paper and cardboard, we make recycling easier and contribute to preserving our planet. With the People door entry monitors, we bring an elegant, sustainable and **robust object** into the homes of all our customers.

Edoardo Barzasi, Comelit CEO


WATCHWORD: ROBUSTNESS.

Designed to be **long-lasting**, retaining their shape and ensuring consistent performance over time: the use of quality materials and state-of-the-art components was one of our priorities throughout the development process.

Made of galvanised steel, the **1.5 mm thick metal backplate** ensures perfect installation on any kind of wall, and even on **uneven surfaces**. You will not only save time when installing it, but you

will also have an extremely **stable and robust** product that outperforms other models available on the market.

Our door entry monitors are designed to **withstand everyday wear and tear** and maintain their high levels of performance over the years. These devices will remain as reliable and functional as they were on day one, even when used intensively, so there is no need to worry about **accidental damage**.



MAGICAL CONFIGURATION.

In a vast area such as that of door entry monitor **configuration**, we have set out to be innovative by creating a **truly unprecedented** experience and offering complete freedom when choosing the configuration, making it **easier** than ever before.

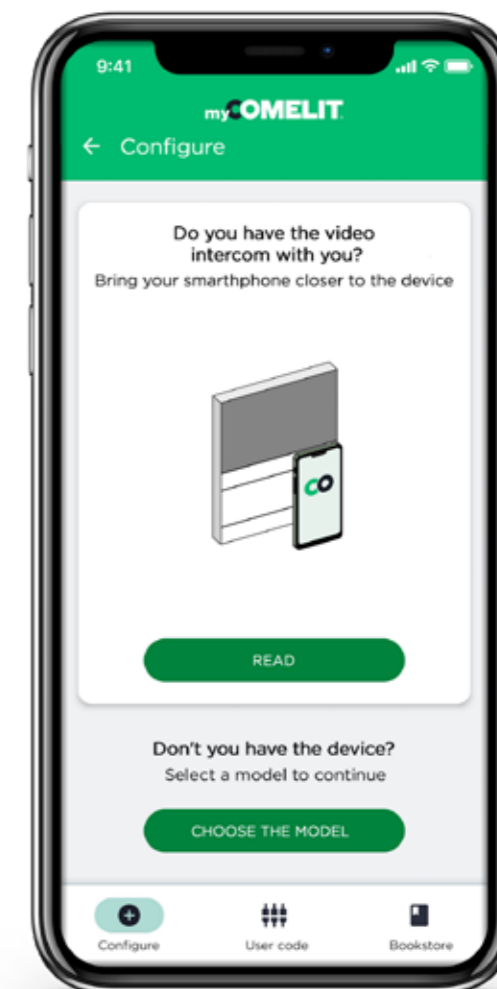
We can proudly say that we are the first to bring door entry monitor configuration to the next level, and this is thanks to NFC technology. It is an **extraordinary** advantage, as it allows **up to 10 times** faster set-up times than traditional configuration. By simply tapping your smartphone and

with our MyComelit app, you can access a whole new world of possibilities. All you need to do is enter the relevant section, set the parameters you want, hold your phone close to the product, and you're done! And there is more: you can set up your door entry monitors even when they are disconnected. It may seem impossible to believe, but they can be set up **directly inside the box**, without even having to open it!

Apartment buildings is where convenience reaches new heights. After having set the parameters on the first door entry monitor,

you can save the configuration and apply it to all the others without having to lift a finger. Time is of the essence, which is why we have taken care of everything! Save standard or custom configurations, ready for your next projects, so that you are always one step ahead.

- UP TO 10 TIMES FASTER SETUP TIME
- PROGRAMME DOOR ENTRY MONITORS EVEN WITHOUT TAKING THEM OUT OF THE BOX
- CREATE A CONFIGURATION IN THE OFFICE AND SEND IT TO YOUR COLLABORATORS VIA WHATSAPP
- COPY THE CONFIGURATION OF A DOOR ENTRY MONITOR AND APPLY IT TO A NEW ONE WITH 2 SIMPLE TAPS
- SAVE STANDARD CONFIGURATIONS SO THAT YOU CAN USE THEM AGAIN ANYTIME YOU WANT
- SET UP THE SYSTEM BEFORE YOU RECEIVE THE DOOR ENTRY MONITORS



Step into the Future with NFC technology!



SEE HOW TO SET UP A DOOR ENTRY MONITOR IN LESS THAN A MINUTE



WITH YOU ALWAYS

Do you prefer traditional configurations? Don't worry! We have kept a simple single DIP switch bank on the back of the door entry monitor for setting the user code, and the other configuration steps are a piece of cake. In fact, a user-friendly wizard will guide you through the process by using the side buttons on the devices.



**Uncompromising
installation:
no masonry work,
just style!**

HASSLE FREE.

Our priority is making sure that installing a door entry monitor is an **easy and smooth** experience. With its **metal backplate** and quick hang up and pick up function, you will be able to install the door entry monitor with ease and quickly. It does not matter whether the wall is smooth or asymmetrical: our device perfectly adapts **to any surface** and to all flush-mounted boxes commonly available on the market. In addition, this new series has the same **backplate wiring** system as its predecessors: in fact, it was widely popular in the past and enables cables to be connected easily and smoothly, without having to struggle to hold the door entry monitor in one hand! Save **precious time** and enjoy the peace of mind that comes with a **hassle-free** installation.

**WITH
YOU
ALWAYS**

Each People door entry monitor comes with the **1214/2C** line distribution terminal, which is included in the package and in the price. **Only with Comelit** will you never need to purchase it separately for each door entry monitor, as it comes ready to use straight out of the box!




A door entry monitor suitable for everyone.

INTUITIVE EXPERIENCE.

People door entry monitors are the result of collective listening, and were therefore designed to provide increased accessibility: all models have **mechanical buttons** with tactile and audible feedback, ensuring that every action is carried out with absolute certainty. This option is especially popular with older people, who find it reassuring to get clear confirmation that they have pressed the buttons. And that's not all: the two rows of buttons have tactile markings for visually impaired people, so that everyone can find the buttons easily, breaking down **barriers** for users.

- THE "ANSWER" AND "END" BUTTONS ARE PURPOSEFULLY DIFFERENT AND FAR APART FROM ONE ANOTHER, AND ARE BACKLIT IN GREEN AND RED AS ON A SMARTPHONE TO AVOID MIXING THEM UP.
- HANDSET WITH EASY AUTO HANG UP TO AVOID UNWANTED DROPPING OR ACCIDENTAL BREAKAGE.
- SILENT MODE TO RECEIVE CALLS WITHOUT BEING DISTURBED BY THE RINGTONE.
- BROWSABLE MENU ON THE SCREEN WITH SIDE BUTTONS FOR ADJUSTING RINGTONE VOLUME, CONTRAST, BRIGHTNESS AND TONE.

People door entry monitors are exactly what you have been waiting for.



Handset with easy auto hang up
to avoid accidental dropping.



Micromechanical buttons
with tactile and audible feedback.

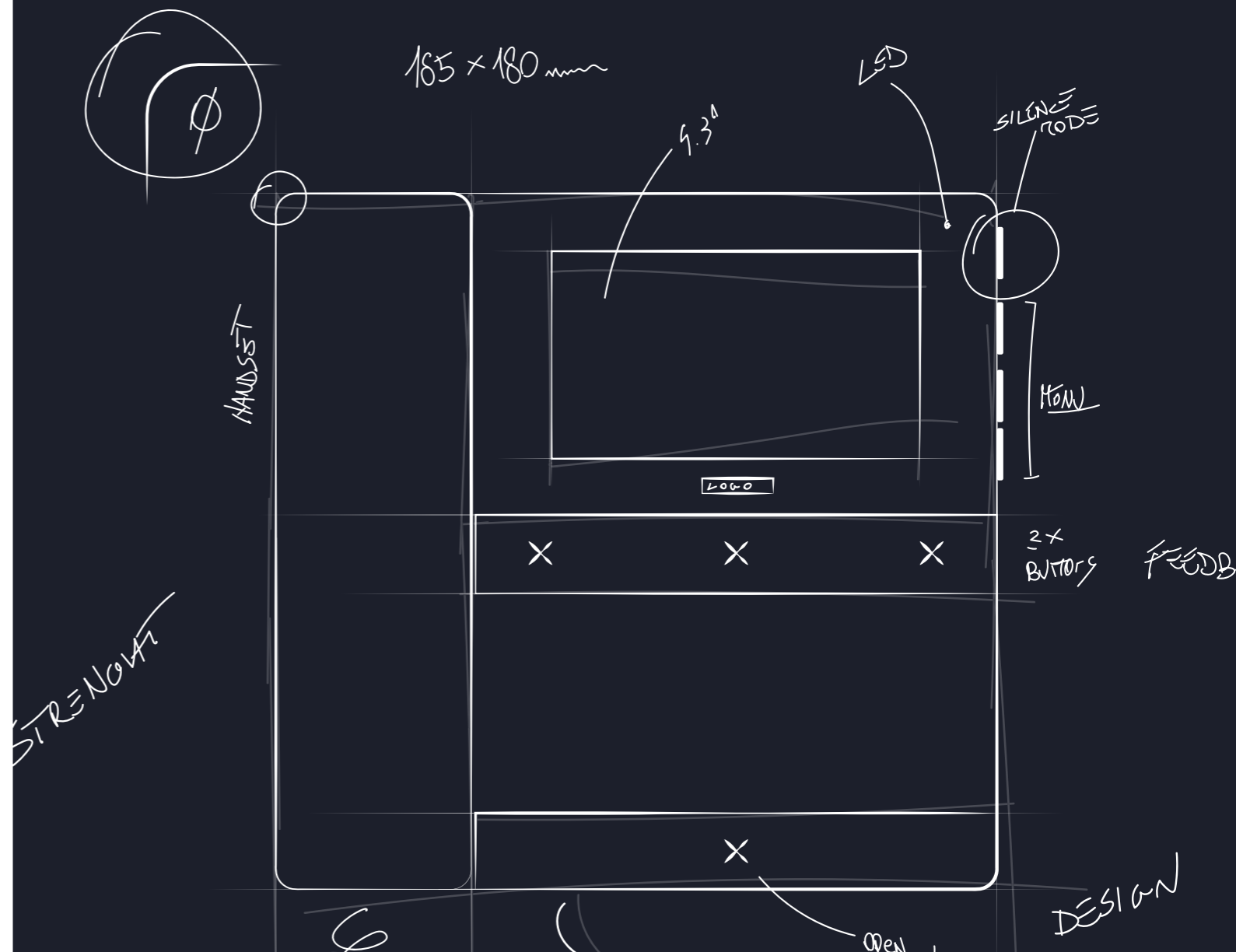


Tactile markings
for visually impaired users.

VERSATILE ELEGANCE.

The design of People door entry monitors is one of their true strengths, which gives our new door entry monitor an unparalleled touch of **elegance and style**. Not only are they exceptionally robust, but their compact design also blends in perfectly in any setting, whether they are installed on an existing system or on a new one. Their size was carefully chosen in order to ensure **flexibility** when installing them, and they are also designed in such a way that **minimal** masonry work is required in the event of replacements. With their clean and simple lines, People door entry monitors are perfectly **suited** to all types

of buildings, whether classic or modern, traditional or minimalist. The **handset version** is an outstanding feature of our range of People door entry monitors, and it is extremely important as well: in fact, it is still very much in demand. Nowadays, technology is evolving at a rapid pace, and we are one of very few manufacturers who still offer this option on the market in order to meet the needs of users who prefer a traditional communication experience, for example in noisy environments or in environments where it is essential to keep communications confidential.



COMELIT → PEOPLE MONITOR
HANDSET 4.3"



AN ECO-FRIENDLY CHARACTER.

Protecting the environment is one of our core values, which guides us in everything we do here at Comelit. We care about the future of our planet and we want to contribute to a better world. Our new People door entry monitors are among the most **energy-efficient on the market**. We have invested in state-of-the-art technology so that we can offer high-performing products that are also sustainable.

But that's not all: packaging is also an essential part of our environmental commitment. In fact, we chose **sustainable materials** in order to reduce our environmental impact. We also use water-based inks when printing, thus eliminating the use of harmful chemical solvents. This choice not only safeguards the environment, but it also ensures greater safety for all of us and for the planet.

By choosing our products, you will be making a conscious choice for a **better future**. A future in which beauty and functionality go hand in hand with environmental responsibility. Together, we can build this future.



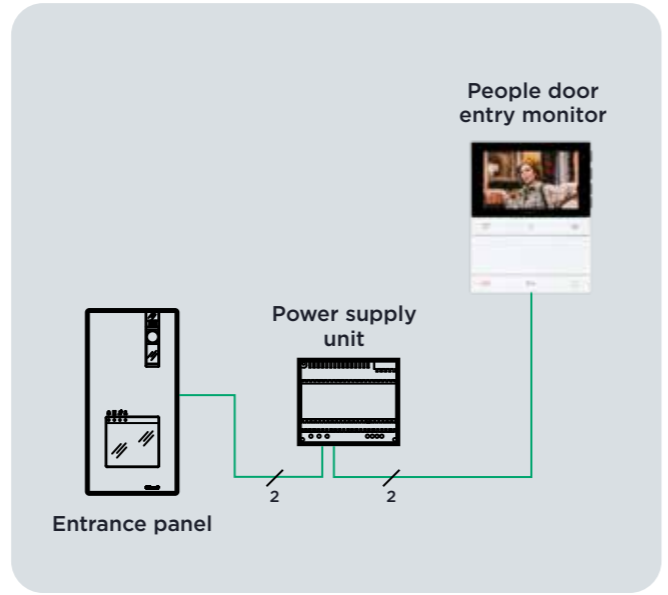
Quick and easy disposal: once you have completed the installation, you no longer have to worry about sorting the different waste materials. You can throw everything you find in the box, and even the box itself, in the **paper and cardboard** bin. No more stressing over complicated recycling rules!



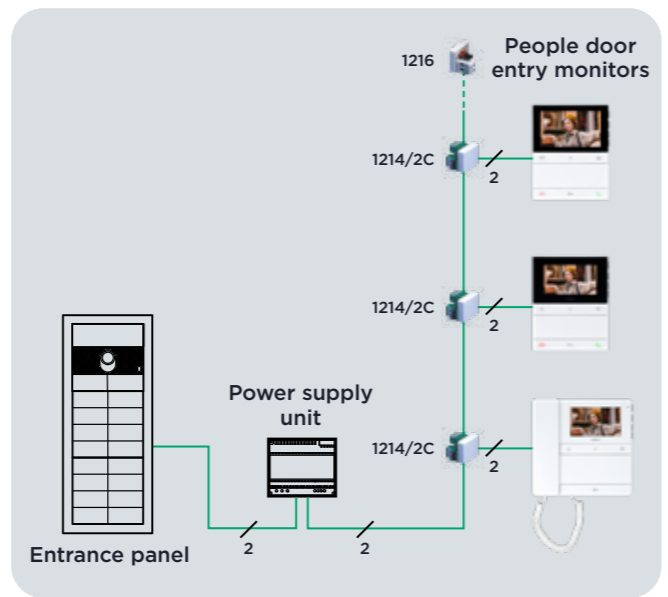
PERFECT FOR ALL SETTINGS.




FOR VILLAS OR SINGLE-FAMILY TO FOUR-FAMILY SETTINGS



FOR APARTMENT BUILDINGS OR MULTIFAMILY SETTINGS



PL6701 HANDSET 4.3"



PATENT PENDING

- 1 4.3-inch screen
- 2 NFC sensor
- 3 Programmable Mechanical Buttons
 - (Default functions)
 - A Call to switchboard
 - B Generic actuator
 - C Self-ignition
 - D Access point opening
- 4 Side buttons for menu navigation
- 5 Silent mode button
- 6 Handset
- 7 Metal backplate

Technical specification



HANDS-FREE 4.3" PL6721




- 1 4.3-inch screen
- 2 Speaker
- 3 Microphone
- 4 NFC sensor
- 5 Programmable Mechanical Buttons
 - (Default functions)
 - A Call to switchboard
 - B Generic actuator
 - C Camera activation
 - D Answer
 - E Access point opening
 - F End Call
- 6 Side buttons for menu navigation
- 7 Silent mode button
- 8 Metal backplate

Technical specification



HANDS-FREE 5" PL6731



- 1 5-inch screen
- 2 Speaker
- 3 Microphone
- 4 NFC sensor
- 5 Programmable Mechanical Buttons
 - (Default functions)
 - A Generic actuator
 - B Camera activation
 - C Answer
 - D Access point opening
 - E End Call
- 6 Side buttons for menu navigation
- 7 Silent mode button
- 8 Video memory
- 9 Metal backplate

The PL6731 door entry monitor enables you to manage time bands for activating/deactivating the following functions:

- Automatic answer
- Automatic lock-release on receipt of call
- Silent mode

Technical specification



CODES LIST.

PEOPLE DOOR ENTRY MONITOR W/HANDSET 4.3. SB2



PL6701

People series colour door entry monitor for Simplebus 2 system. Version with handset and 4.3-inch / 16:9 screen. Even when switched off, the door entry monitor can be programmed using a smartphone and the MyComelit app, which can be downloaded free of charge. It is supplied with a metal surface-mounted backplate, which ensures it is firmly and securely anchored, and with a line distribution terminal. It has 4 mechanical buttons on the front panel with icons identifying the factory-set function. One button is backlit white to make the “electric lock” function easier to use. 3 buttons are programmable and pre-configured to call the porter switchboard, control an actuator, and perform self-ignition. The buttons at the centre of each row have tactile markings for blind people. On the right side of the door entry monitor, on the other hand, there are buttons to activate the Silent mode with a red indicator light and related icon, as well as buttons to access the menu for adjusting brightness, contrast, colour and the ringtone volume. It comes as standard with the floor door call, which can also be programmed for other functions. Dimensions (L x H x D): 186 x 180 x 35 mm

HANDS-FREE PEOPLE DOOR ENTRY MONITOR 4.3. SB2



PL6721

People series colour door entry monitor for Simplebus 2 system. Hands-free version with 4.3-inch / 16:9 screen. Even when switched off, the door entry monitor can be programmed using a smartphone and the MyComelit app, which can be downloaded free of charge. It is supplied with a metal surface-mounted backplate, which ensures it is firmly and securely anchored, and with a line distribution terminal. It has 6 mechanical buttons on the front panel with icons identifying the factory-set function. 3 of the buttons are backlit to ensure ease of use: green for the “audio socket” function, red for the “end communication” function, and white for the “electric lock” function. 3 buttons are programmable and pre-configured to call the porter switchboard, control an actuator, and perform self-ignition. The buttons at the centre of each row have tactile markings for blind people. On the right side of the door entry monitor, on the other hand, there are buttons to activate the Silent mode with a red indicator light and related icon, as well as buttons to access the menu for adjusting brightness, contrast, colour and the ringtone volume. It comes as standard with the floor door call, which can also be programmed for other functions. Dimensions (L x H x D): 135 x 170 x 23 mm

HANDS-FREE PEOPLE DOOR ENTRY MONITOR 5. SB2



PL6731

People series colour door entry monitor for Simplebus 2 system. Hands-free version with 5-inch / 16:9 screen. Even when switched off, the door entry monitor can be programmed using a smartphone and the MyComelit app, which can be downloaded free of charge. It is supplied with a metal surface-mounted backplate, which ensures it is firmly and securely anchored, and with a line distribution terminal. It has 6 mechanical buttons on the front panel with icons identifying the factory-set function. 3 of the buttons are backlit to ensure ease of use: green for the “audio socket” function, red for the “end communication” function, and white for the “electric lock” function. 3 buttons are programmable and pre-configured to display images from the video memory, to control an actuator, and to perform self-ignition. The buttons at the centre of each row have tactile markings for blind people. On the right side of the door entry monitor, on the other hand, there are buttons to activate the Silent mode with a red indicator light and related icon, as well as buttons to access the menu for adjusting brightness, contrast, colour and the ringtone volume. It comes as standard with the floor door call, which can also be programmed for other functions. Dimensions (L x H x D): 135 x 170 x 23 mm
Available from Q2-2024

ADAPTATION FRAME FOR DOOR ENTRY MONITOR



AC6711

Adaptation frame for the People series door entry monitor, to be used when replacing a previous series of door entry monitors to finalize mounting. Dimensions (L x H x D): 230 x 220 x 3 mm



AC6719

SURFACE-MOUNTED DOOR ENTRY MONITOR HANDSET

Surface-mounted support for People door entry monitor with handset, allowing external routing of cables. Dimensions (L x H x D): 177 x 171 x 9.7 mm



AC6720

SURFACE-MOUNTED HANDS-FREE DOOR ENTRY MONITOR

Surface-mounted support for People hands-free door entry monitor, allowing external routing of cables. Dimensions (L x H x D): 135 x 158 x 17 mm



AC6732

DESK BASE FOR DOOR ENTRY MONITOR

Desk base installation accessory for People series door entry monitors. Dimensions (L x H x D): 135 x 110 x 122.5 mm



PL8461M

QUADRA AND PEOPLE KIT WITH HANDSET. SB2

Single-family kit consisting of a Quadra series entrance panel (product 4893M) and a People series 4.3-inch door entry monitor with handset (product PL6701), Simplebus 2 system. The entrance panel is supplied with call buttons to expand the kit for up to 4 residences. The system can also be expanded with additional door entry monitors and entrance panels, which can be purchased separately. For further information, please refer to the technical documentation. The kit is supplied pre-programmed, ready to use, and equipped with all the accessories needed to set up the system. Suitable for installation in homes, commercial premises or offices.



PL8461V

QUADRA AND PEOPLE HANDS-FREE KIT. SB2

Single-family kit consisting of a Quadra series entrance panel (product 4893M) and a People series 4.3-inch hands-free door entry monitor (product PL6721), Simplebus 2 system. The entrance panel is supplied with call buttons to expand the kit for up to 4 residences. The system can also be expanded with additional door entry monitors and entrance panels, which can be purchased separately. For further information, please refer to the technical documentation. The kit is supplied pre-programmed, ready to use, and equipped with all the accessories needed to set up the system. Suitable for installation in homes, commercial premises or offices.



PL8431V

QUADRA AND PEOPLE 5 HANDS-FREE KIT. SB2

Single-family kit consisting of a Quadra series entrance panel (product 4893M) and a People series 5-inch hands-free door entry monitor (product PL6731), Simplebus 2 system. The entrance panel is supplied with call buttons to expand the kit for up to 4 residences. The system can also be expanded with additional door entry monitors and entrance panels, which can be purchased separately. For further information, please refer to the technical documentation. The kit is supplied pre-programmed, ready to use, and equipped with all the accessories needed to set up the system. Suitable for installation in homes, commercial premises or offices.
Available from Q2-2024



MyComelit.

THE APP YOU WON'T BE ABLE TO DO WITHOUT.

Simple, straightforward and customised. Thanks to all the services it provides, MyComelit makes work easier for all **industry professionals**: Installers, Designers, System integrators, Security managers, Building managers, and Architects.



Support

Request **technical** and **commercial** support for designing a system.

Assistance

Ask for **technical assistance** via phone or directly on site and monitor the status of your tickets.

News and Promotional offers

Stay up to date with all our **latest news: promotional offers**, online and on-site **training courses**, services, new products and much more.

Ultra

Enter the names of the Ultra entrance panel (in the Touch or digital Directory versions) via Bluetooth connection.

Search products

Quickly browse through all the technical, application-related and commercial **information** concerning our products.

Configuration

Set up your **door entry systems** in just a few steps and save them in your reserved area.

Managing systems

Manage and **monitor your connected systems** and receive **notifications** on the status of installed products to receive prompt assistance in case of anomalies.

Requesting offers

Request an **offer** directly from the configurator and browse through all your offers in the dedicated section.

Comelit.

A GROUP OF 900 PEOPLE DRIVEN BY THE SAME SPIRIT.



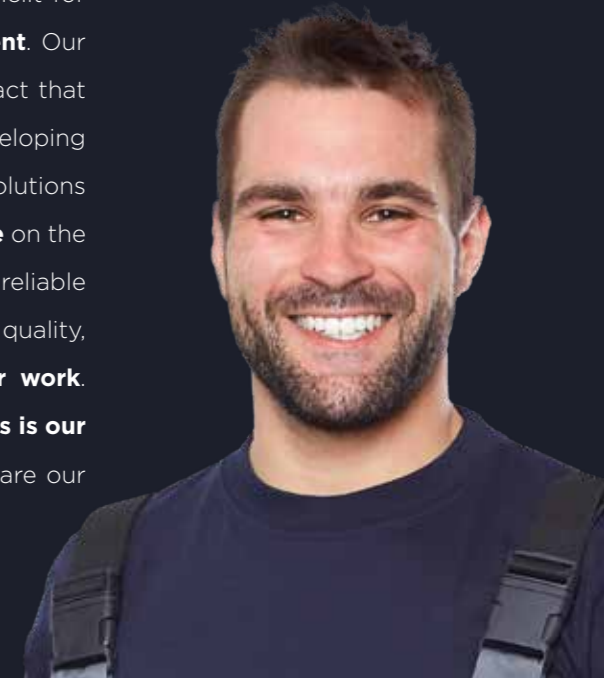
Since 1956, we have been making history in the door-entry phone and door entry monitor sector and have actively contributed to its **ongoing** development. Over the years, the experience gained in this specific sector when it comes to meeting installation **requirements**, such as simplicity, reliability and multiple functions, has allowed us to grow and make a name for ourselves as an **international benchmark company**.

Our **values** and our business **vision** are the foundation upon which we have developed a well-run, well-structured global organisation, with **10 branch offices**, **6 Research and Development centres**, more than **900 employees** and a commercial presence in **over 90 countries**.

In addition to video door entry systems, we design and build anti-intrusion, video surveillance, home automation, fire protection and access control systems, which makes us a single partner specialising in protecting people and their environment.

With You. Always.
OUR PROMISE, OUR COMMITMENT.

Being **close** to those who choose Comelit for their customers is our daily **commitment**. Our commitment is demonstrated by the fact that we are constantly researching and developing new, easy-to-install, high-performing solutions and offering daily advice and **assistance** on the phone and on site, as well as extremely reliable products and systems of the highest quality, **supporting you step by step in your work**. With You. Always. Because **your success is our success**, and your satisfied customers are our satisfied customers.



ITALY

FRANCE

SPAIN

GERMANY

SINGAPORE
HONG KONG
INDONESIA
VIETNAM

UNITED KINGDOM
IRELAND

NETHERLANDS

BELGIUM

USA

UNITED ARAB
EMIRATES

COMELIT

www.comelitgroup.com



The brands and trade names cited in this publication are the property of their respective owners.
Product dimensions derived from the images are indicative only.



code
2G32001288